

Brief of Evidence of Clayton John Bradley and Shelley Anne Bradley Regarding Evidence

Clayton John Bradley and Shelley Anne Bradley state:

1. That is our full name.
2. We live at 230 Waikaretu-Wairamarama Road, Waikaretu.
3. We are in opposition to the proposed wind farm being constructed.
4. We conducted a survey over two weeks regarding the proposed wind farm.
5. **Attached** and marked "A" is a copy of the questions that were asked.
6. **Attached** and marked "B" is the results of the survey.
7. We intend running an audio simulation of the level of noise that will be heard at our house at the hearing when giving our evidence.
8. A huge component of our evidence will be in the site visit from the Board. We intend summarising this visit when giving our evidence.

C J Bradley

S A Bradley

Date

"B"

Survey Results

Methodology

This survey was done in two parts:

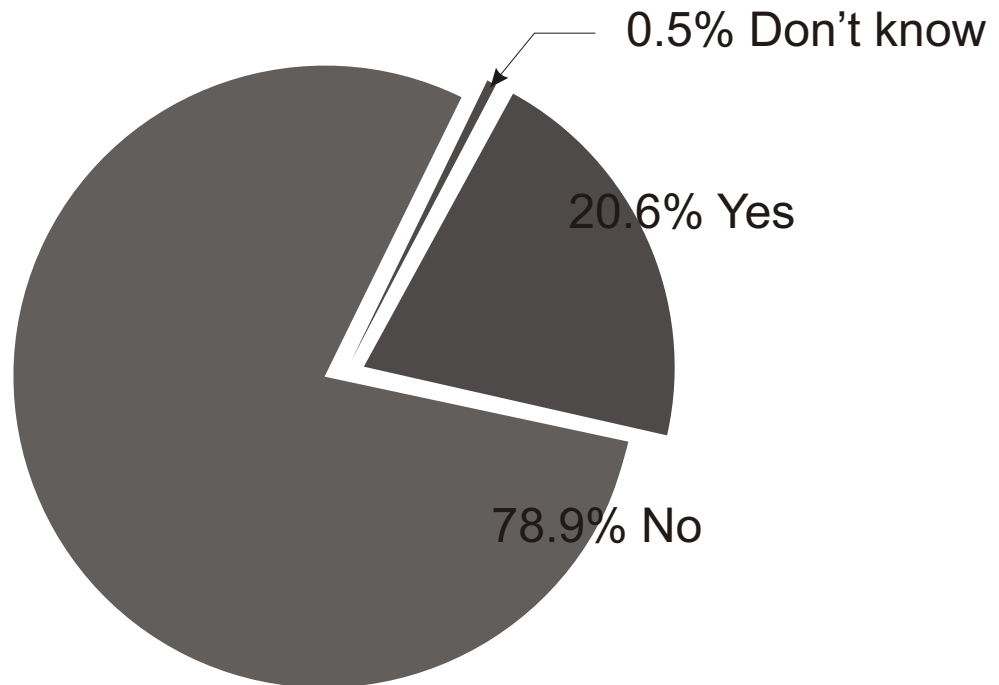
1. Personal interviews; and
2. Telephone interviews.

The person who interviewed concentrated on areas of Papakura and Pukekohe.

There were 204 interviews conducted in total. The telephone interviews targeted the Franklin local phone book. All face to face interviewees and telephone interviewees were chosen at random.

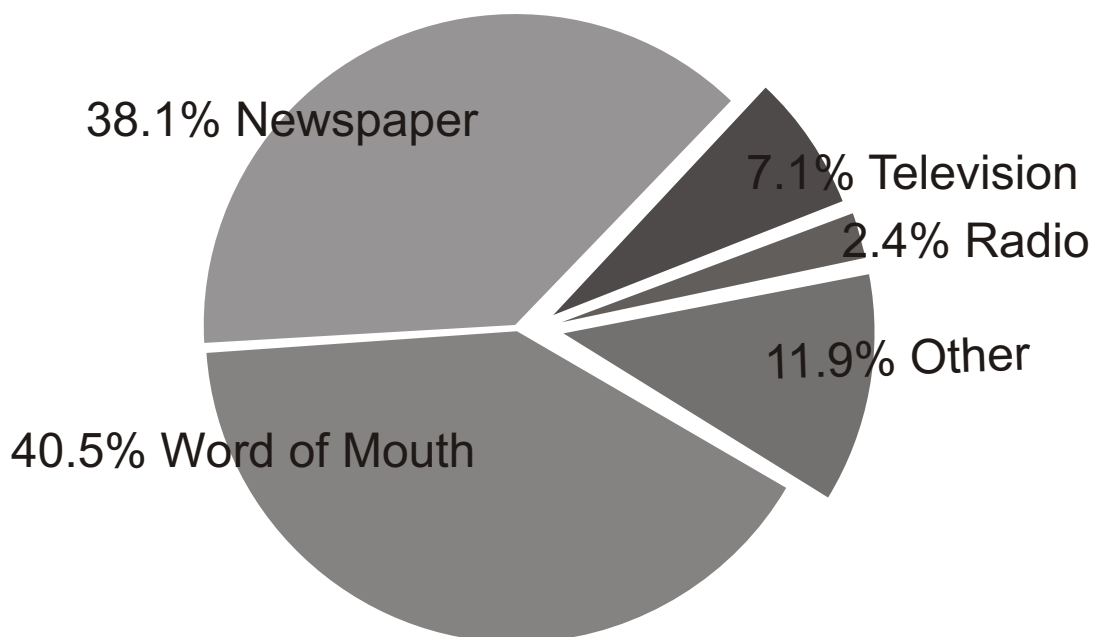
Question 1.

Were you aware that Contact Energy propose to build a 180 turbine, 150m tall, wind farm covering 34km of coast line from Port Waikato to Raglan?



Question 2.

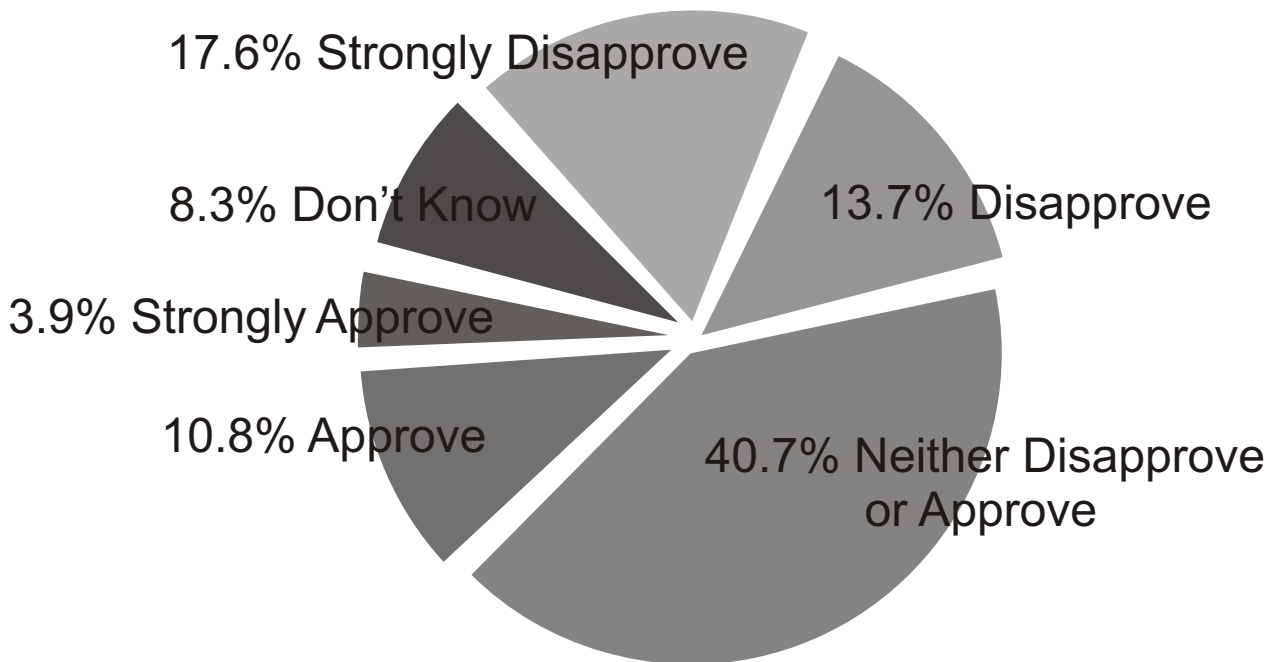
If yes to Question 1. Where and when did you learn about this proposed wind farm?



Note: Most interviewees were unable to remember when they learned of the proposed windfarm

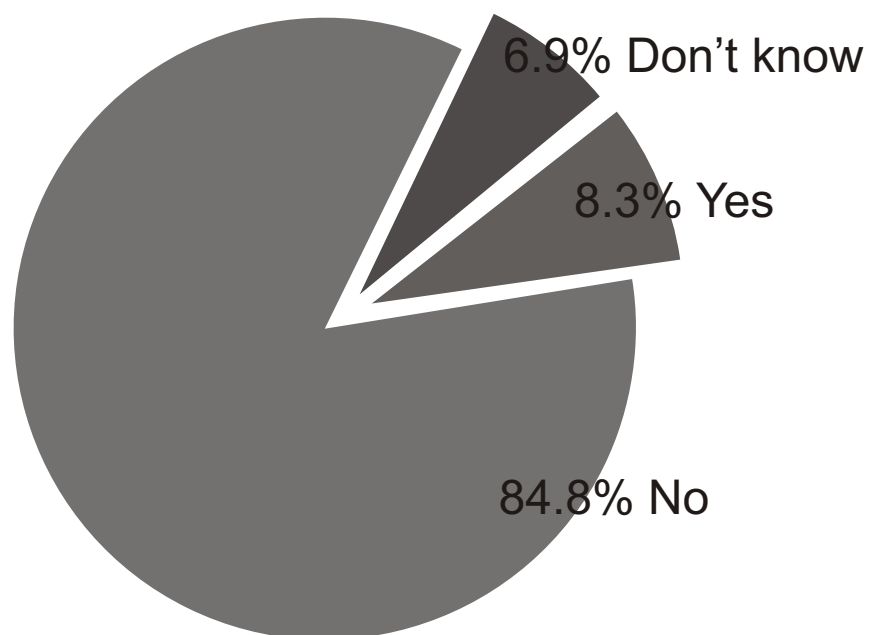
Question 3.

As mentioned above, the proposed area for the wind farm is between Port Waikato and Raglan. Using the following scale, from 1 to 5, where 1 is strongly disapprove and 5 is strongly approve, if you were living in that area, how much would you approve or disapprove of the wind farm being built?



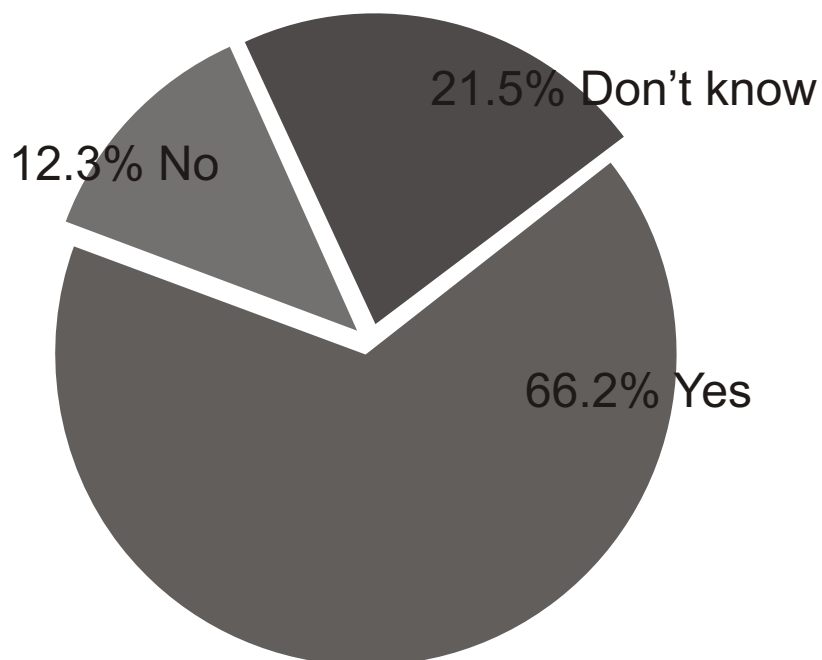
Question 4.

Would you chose to live near a wind farm?



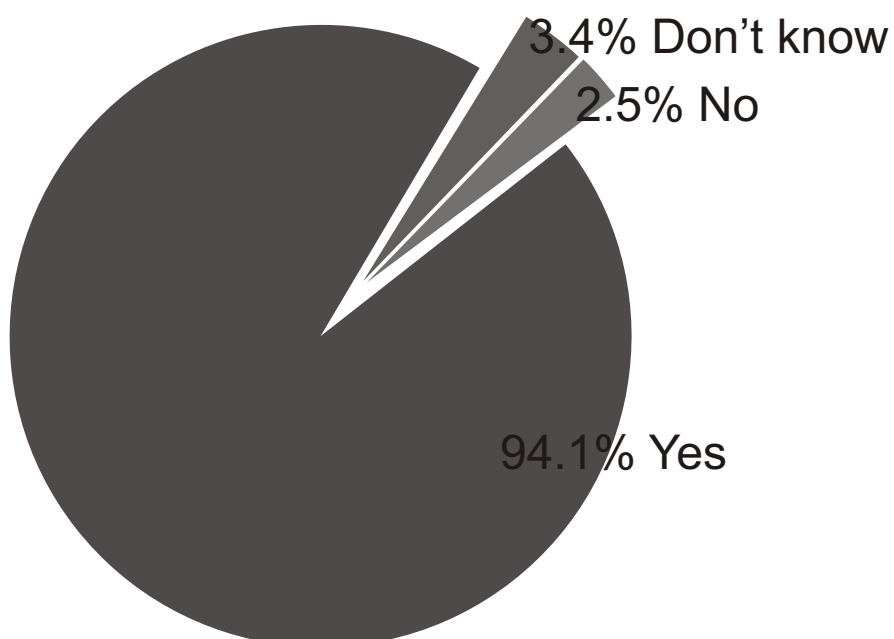
Question 5.

Do you think this proposed wind farm will decrease the amenity value of the region?



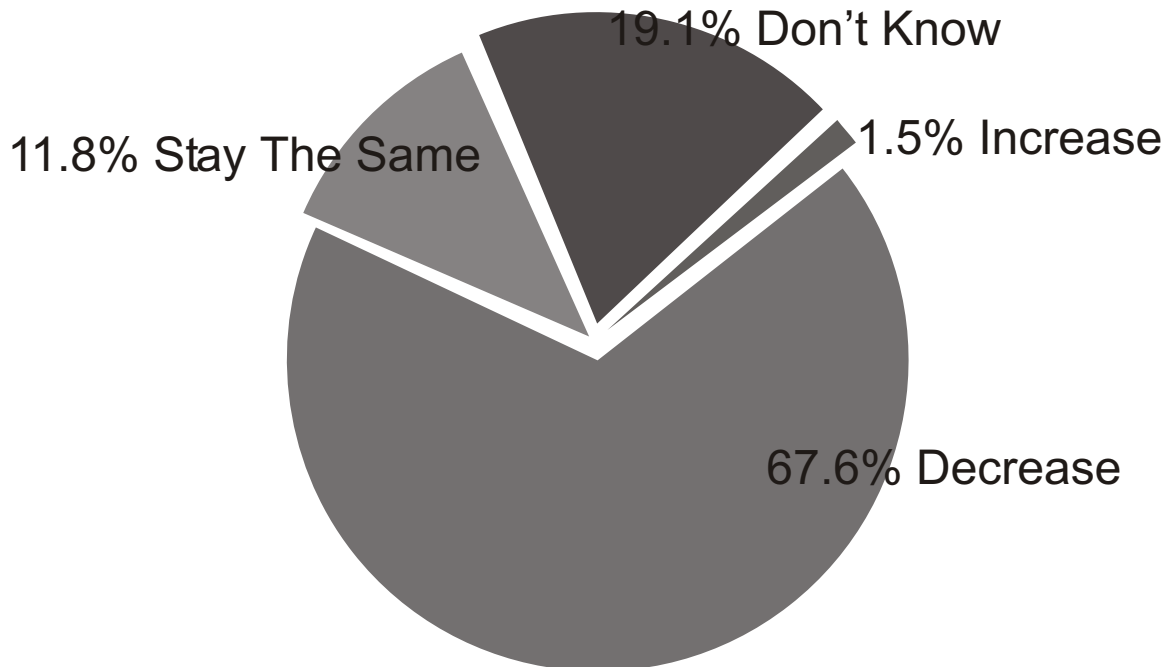
Question 6.

Do you think that rural New Zealand (i.e. Land outside urban/city areas) adds significant value to the New Zealand landscape?



Question 7.

Thinking about property values in the area of the proposed wind farm. Do you think property values will increase, decrease or stay the same, as a result of the wind farm being built?



Question 8.

Is there anything else you would like to say about this proposed wind farm?

Comments

- Need wind farms. Better than nuclear. Gotta go somewhere!!
- Wind farms are a good green way to produce electricity
- I wouldn't like to live next to a wind farm but it needs to go somewhere
- Find another way
- Problems with birds
- Had lived in Palmerston North and had experience of them at Manawatu. Misconception of general public that they were ugly. I think they are quite beautiful.
- If it is not benefiting NZers, it shouldn't go ahead
- Transmission lines need to be underground
- Not opposed to wind farms. They just shouldn't be where people live
- Idea that should have been worked on long ago and the sooner they get it up the better
- Think they are an eyesore
- Not cost effective
- Go for it
- Ultimately land value will increase over time
- Wouldn't have thought the land along there was very stable